

FRESH AIR AT YOUR FINGERTIPS

INTRODUCING THE LUMINAIRE® RETRACTABLE SCREEN DOOR
 FEATURING THE SLIDEAWAY® INSECT SCREEN SYSTEM.



Single LuminAire door in White.

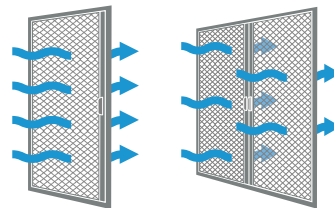
LUMINAIRE®

RETRACTABLE SCREEN DOOR

Add ventilation to your home without changing the look of your entryway. The LuminAire retractable screen door disappears when not in use and easily engages to allow fresh air in.

KEY FEATURES

- **EASILY HIDDEN**
SlideAway insect screen system designed to disappear when not in use
- **EASY TO USE**
Quiet, controlled operation for smooth, reliable performance
- **EASY TO INSTALL**
Installs in 3 easy steps and requires only basic tools and no cutting
- **EASY LIGHT AND VENTILATION**
Brings in natural light and ventilation on demand



THE LUMINAIRE SCREEN DOOR DIFFERENCE



COLOR-MATCHED HANDLE

With a slim profile, our color-matched handle fits the clean LuminAire door design.



REINFORCED CORNERS

Featuring reinforced corners for long-lasting* durability.



LOCKING LATCH

Convenient locking night latch.



SLIDEAWAY SCREEN SYSTEM

Smooth, reliable operation that disappears when not in use.



INTEGRATED DESIGN

Sleek profile design integrates seamlessly with entryway.


LUMINAIRE® RETRACTABLE SCREEN DOOR

OPTIONS

CONFIGURATIONS




Fits single inswing hinged doors



Fits double inswing hinged doors

COLOR OPTIONS



White



Sandtone



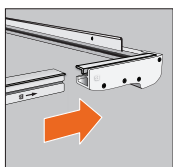
Bronze

EASY INSTALL

Installs in 3 simple steps with only basic tools and no cutting required.*

SIMPLE 3-STEP INSTALLATION

1



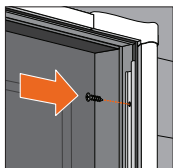
ASSEMBLE the sides and top/bottom screen tracks

2



PLACE the assembled unit into the opening

3



SECURE the unit into the opening

ADJUSTS TO FIT ALMOST ANY DOOR:



FITS OPENING TYPE:
Single-Hinged Door

ADJUSTABLE TO WIDTHS:
32" - 36"
Fits opening widths 31 7/8" - 36 3/8"

HEIGHT:
80"
Fits opening heights 80" - 80 7/8"
Available in 78" and 84" heights



FITS OPENING TYPE:
Double-Hinged Door

ADJUSTABLE TO WIDTHS:
68" - 72"
Fits opening widths 68" - 72"

HEIGHT:
80"
Fits opening heights 80" - 80 7/8"
Available in 78" and 84" heights

WINDOWS • DOORS
Andersen 

For more information, visit andersenwindows.com/luminaire

*Refer to the installation guide for complete instructions.

Printing limitations prevent exact finish replication. See your Andersen supplier for exact finish samples.

Emco Enterprises LLC is a wholly owned subsidiary of Andersen Corporation that manufactures and supports the limited warranties for Andersen® Storm and Screen Doors. "Andersen" and all other marks where denoted are trademarks of Andersen Corporation and its subsidiary. ©2019 Andersen Corporation. All rights reserved. 01/19

Street Address, City, ST
000.000.0000
web address