



THE RIGHT CHOICE FOR REPLACEMENT

100 Series insert windows allow for easy installation into an existing window frame, preserving much of the original look of the window. A new exterior accessory kerf around the perimeter of the window accepts several Andersen® installation accessories for a clean transition and convenient finishing between the new unit and the existing opening.



DESIGNED FOR EASY INSTALLATION

Superior Fibrex® Material

Provides structural rigidity during and after installation and won't bow or crack like vinyl can

Time-Saving Protective Film

Minimizes time spent cleaning on the jobsite

Exterior Accessory Kerf

For convenient finishing

Pre-Drilled Through-the-Jamb

Includes installation screws

Head Expander & Sill Extender Available

Helps fills the opening for easy installation

100 Series products are made with sustainable Fibrex composite material that offers many advantages over vinyl.



*When 100 Series products were tested against five leading competitors' painted vinyl window products.

100 SERIES

PRODUCT OPTIONS

100 Series products feature interiors with a premium matte finish for an attractive appearance, and exteriors that never need painting and won't fade, flake, blister or peel,* even in extreme cold or heat.

EXTERIOR COLORS



INTERIOR COLORS

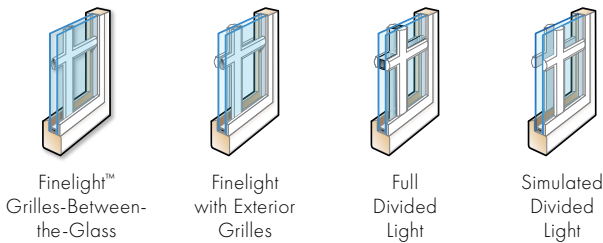


**Products with Sandtone, dark bronze, and black interiors have matching exteriors.

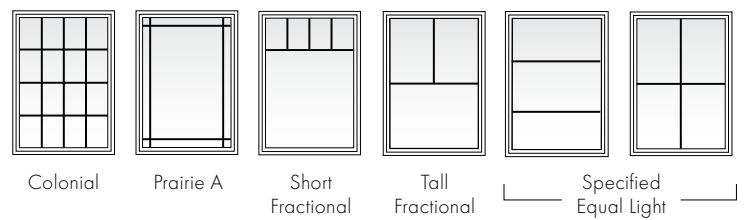
GRILLE OPTIONS

Choose from the following grille types and patterns to complement virtually any style of home. Windows feature 3/4" width grilles and patio doors feature 1" width grilles.

GRILLE TYPES



GRILLE PATTERNS



INSTALLATION ACCESSORIES†

Frame & Sill Extender

Fits in unit accessory kerf to hide the gap between the new unit and the existing frame.

Precut to fit 14° sill slope and can be cut to fit slope or length needed.




Head Expander

Assists in filling the opening when doing an interior installation. Available in white.



Color-Matched Coil

Fits in unit accessory kerf to wrap the existing wood window trim. Cut and form profile needed at the jobsite. 24" x 50' roll



Sealant

Color-matched sealant is specially formulated to adhere to Andersen® products.

Foam Backer Rod

Backer rod helps provide an air seal around the frame. 100' roll

Flat Shims

Flat hanging shims help with a secure installation. Box of 248

Installation Screws

Properly-sized installation screws are provided with each insert unit.



For more information, visit andersenwindows.com/100series

*Visit andersenwindows.com/warranty for details. †Sold separately.

©2020 Andersen Corporation. All rights reserved. 02/20