

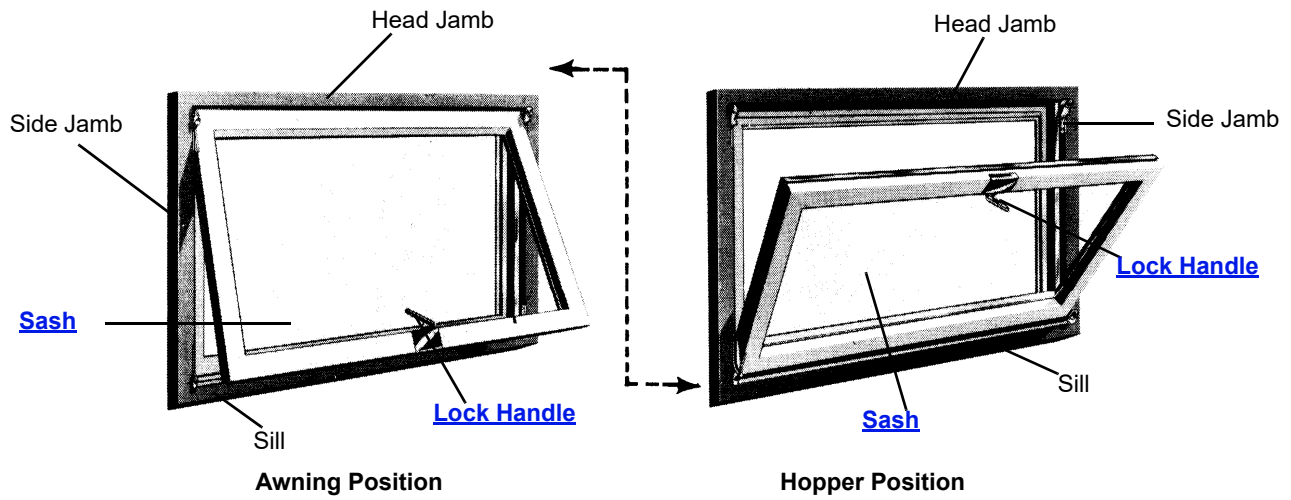
What's in This Section

Standard Windows	Page 3
Parts Illustration	3
Unit Sizes	4
Sash	5
Sash Size Table	5
Sash and Frame Assembly	5
Sash	6
Weatherstrip	6
Insect Screens	7
Insect Screens	7
Hardware	8
Sash / Frame / Insect Screen Hardware	8
Frames	9
Jambs	9

Parts Illustration

Note:

Construction is all wood. All basement windows are single pane. Basement windows do not have glass logos.



Manufactured 1934 to 2004

Basement and Utility Window Unit Parts

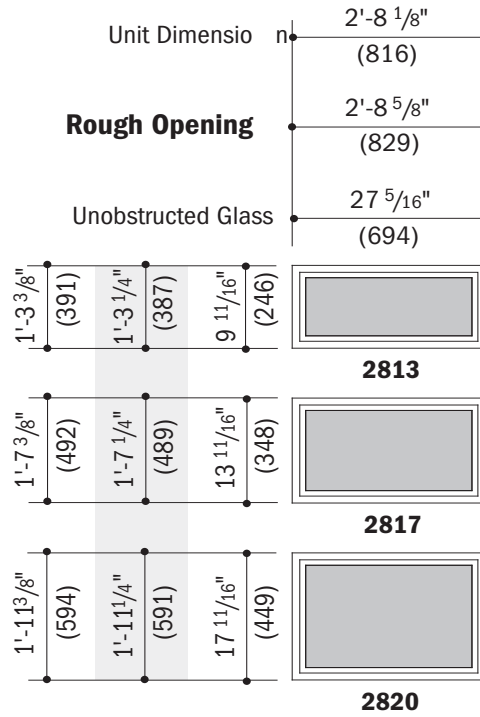
Unit viewed from interior.

Unit Sizes

Unit Size Chart

Note:

Unit Dimension refers to overall outside-to-outside frame. Unobstructed Glass refers to visible glass dimensions. Numbers in parentheses are metric measurements.



Basement and Utility Window Unit Sizes

Unit viewed from exterior.

Sash

Sash Size Table

Sash Size Table

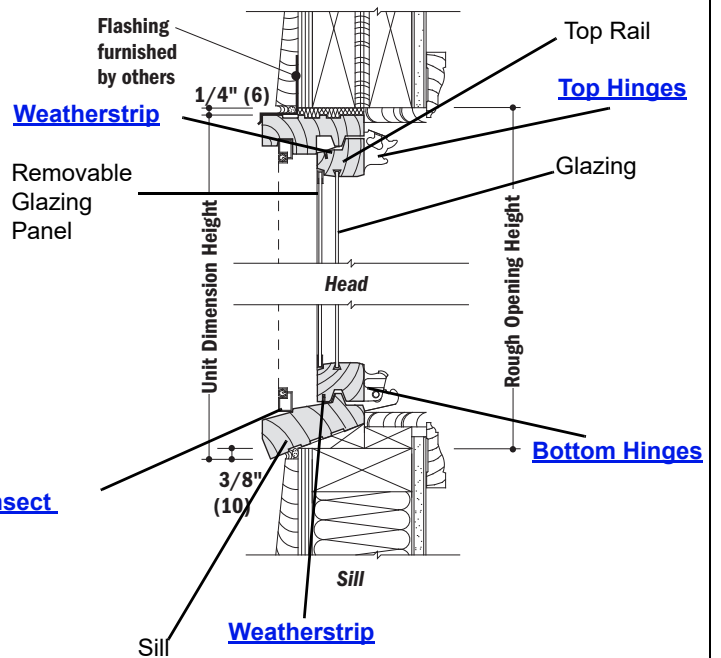
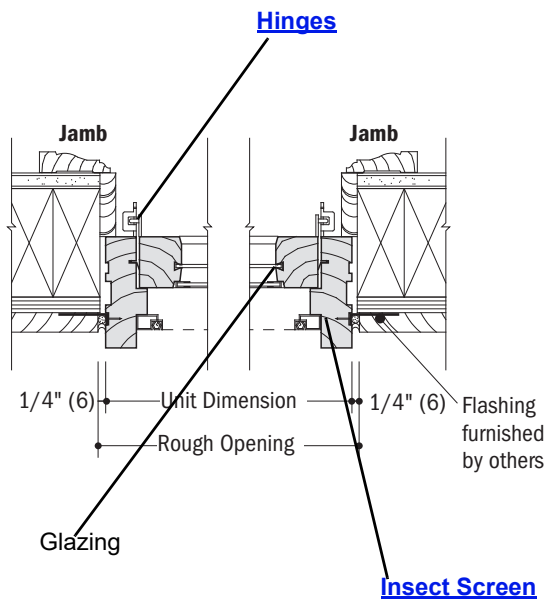
Note:

Overall Sash is measured outside edge to outside edge of frame.

Unobstructed Glass is dimension from outside edge to outside edge of visible glass only.

Unit No.	Overall Sash (w x h)	Unobstructed Glass (w x h)	Actual Glass (w x h)
2813	29 ¹⁵ / ₁₆ × 12 ⁷ / ₁₆	27 ⁵ / ₁₆ × 9 ¹¹ / ₁₆	28 × 10
2817	29 ¹⁵ / ₁₆ × 16 ⁷ / ₁₆	27 ⁵ / ₁₆ × 13 ¹¹ / ₁₆	28 × 14
2820	29 ¹⁵ / ₁₆ × 20 ⁷ / ₁₆	27 ⁵ / ₁₆ × 17 ¹¹ / ₁₆	28 × 18

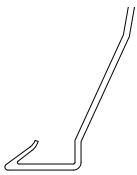
Sash and Frame Assembly

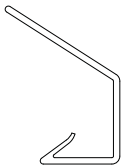


Basement and Utility Window Sash and Frame Assembly

Sash

Sash			
Sash - Single Pane / No Hardware			
	Note: Sashes are single pane. Use existing hardware on replacement sash.	Unit No.	White
		2813	0240808
		2817	0240816
		2820	0240824

Weatherstrip		
Weatherstrip - Lock Side		
	Note: Weatherstrip is gray and 29 7/8" long. Cut to length and attach into kerf.	Order No.
		3820110

Weatherstrip - Hinge Side		
	Note: Weatherstrip is gray and 29 7/8" long. Cut to length and attach into kerf.	Order No.
		3820010

Basement & Utility Windows (1934 to 2004)

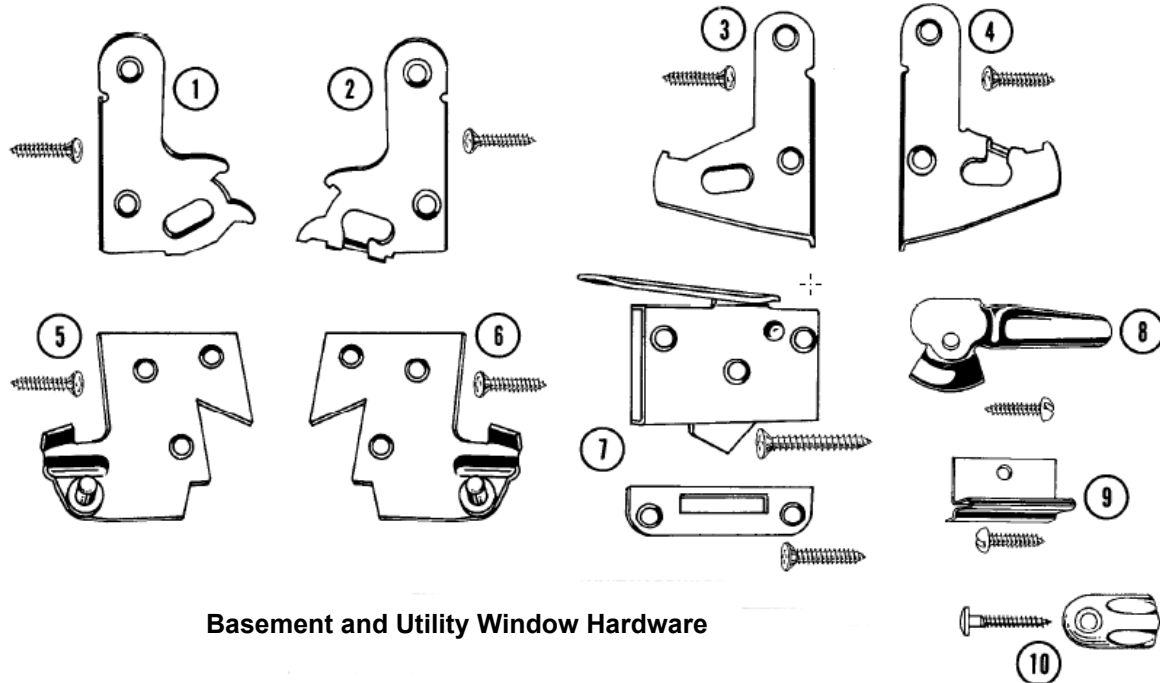
Standard Windows

Insect Screens

Insect Screens			
Insect Screen			
	Unit No.	Dimensions (w x h)	White
	2813	30 1/32 x 12 23/32	0238808
	2817	30 1/32 x 16 23/32	0238816
	2820	30 1/32 x 20 23/32	0238824

Hardware

Sash / Frame / Insect Screen Hardware



Basement and Utility Window Hardware

Head Hinge with Screws Ref. No. 1 & 2		
Note: Used on awning inswing position and placed on frame. See page 3	Left	Right
	0216808	0216816
Sash Hinge with Screws Ref. No. 5 & 6		
Note: Used on both hopper and awning position and placed on sash. See page 3	Left	Right
	N/A	N/A
Sill Hinge with Screws Ref. No. 3 & 4		
Note: Used on hopper inswing position and placed on frame. See page 3	Left	Right
	0216832	0216824
Lock with Strike and Screws Ref. No. 7		
		Order No.
		0220808
Insect Screen Fasteners with Screws Ref. No. 8		
		N/A
Insect Screen Strike with Screws Ref. No. 9		
		N/A
Buttons and Screws - Storm Package Ref. No. 10		
		N/A

Basement & Utility Windows (1934 to 2004)

Standard Windows

Frames

Jambs		
Note: Service replacement only. Order custom size 100 Series Gliding unit for replacement.		
Jamb - Head		
	Unit No.	White
	28	N/A
Jamb - Sill		
	Unit No.	White
	28	N/A
Jamb - Side		
	Unit No.	White
	13	N/A
	17	
	20	

Notes
