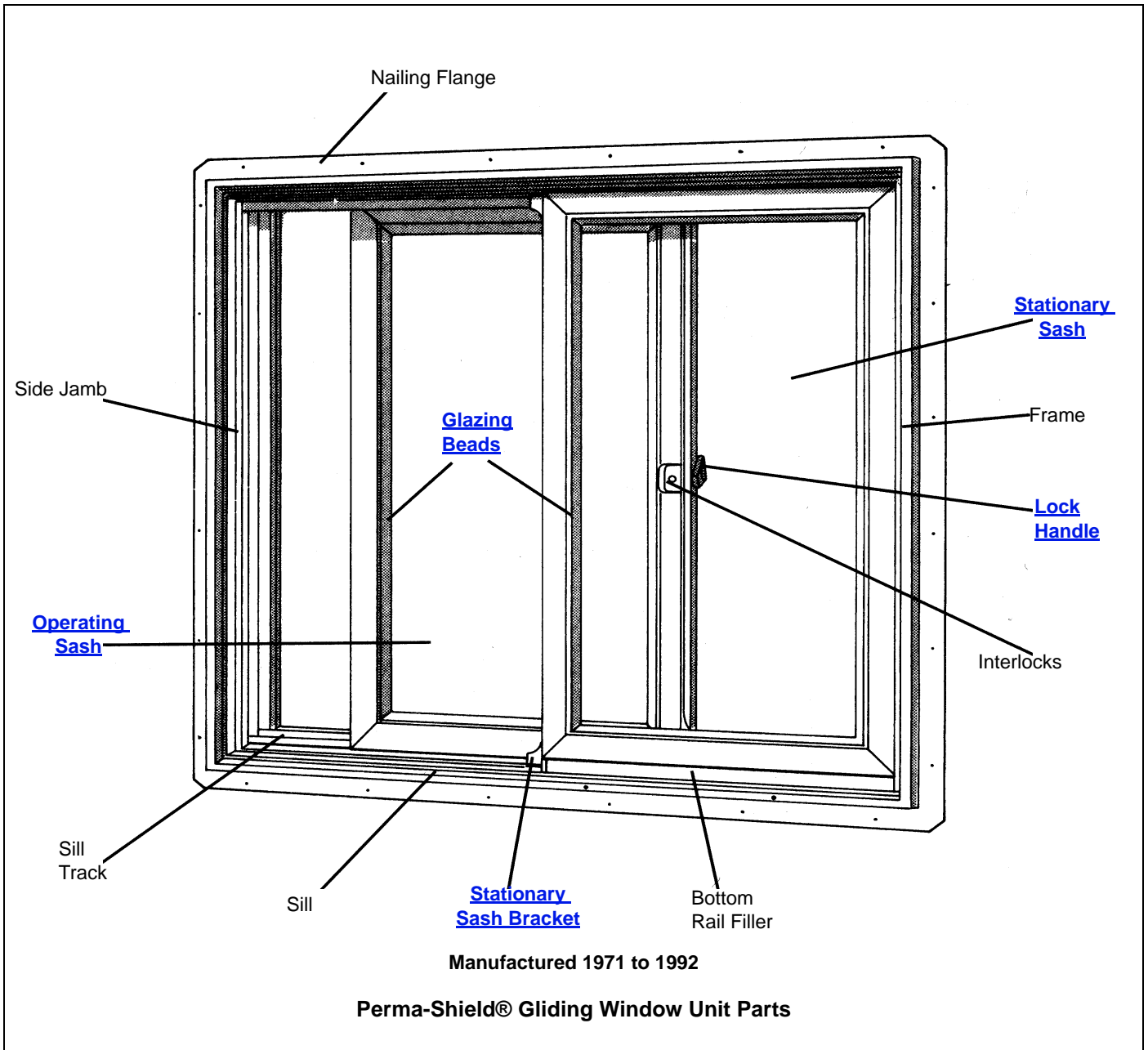


What's in This Section

Standard Units	Page 3
Parts Illustration	3
Unit Sizes	4
Unit Size Chart	4
Sash	5
Size Table	5
Sash Assembly Illustration- Operating	6
Sash - Operating	7
Sash Parts - Operating	7
Sash Illustration - Stationary	8
Sash - Stationary	9
Sash Parts - Stationary	9
Glazing Beads	10
Insect Screens	11
Insect Screen	11
Insect Screen Parts	12
Combination Units	13
Combination Unit Illustration	13
Complete Window - Combination Unit	14
Operating Panel - Combination Unit	14
Stationary Panel - Combination Unit	14
Insect Screen Set - Combination Unit	14
Hardware	15
Lock Parts	15
Hardware Parts	16
Frames	17
Complete Frame Assembly	17
Complete Frames	18



Unit viewed from exterior.

Unit Sizes

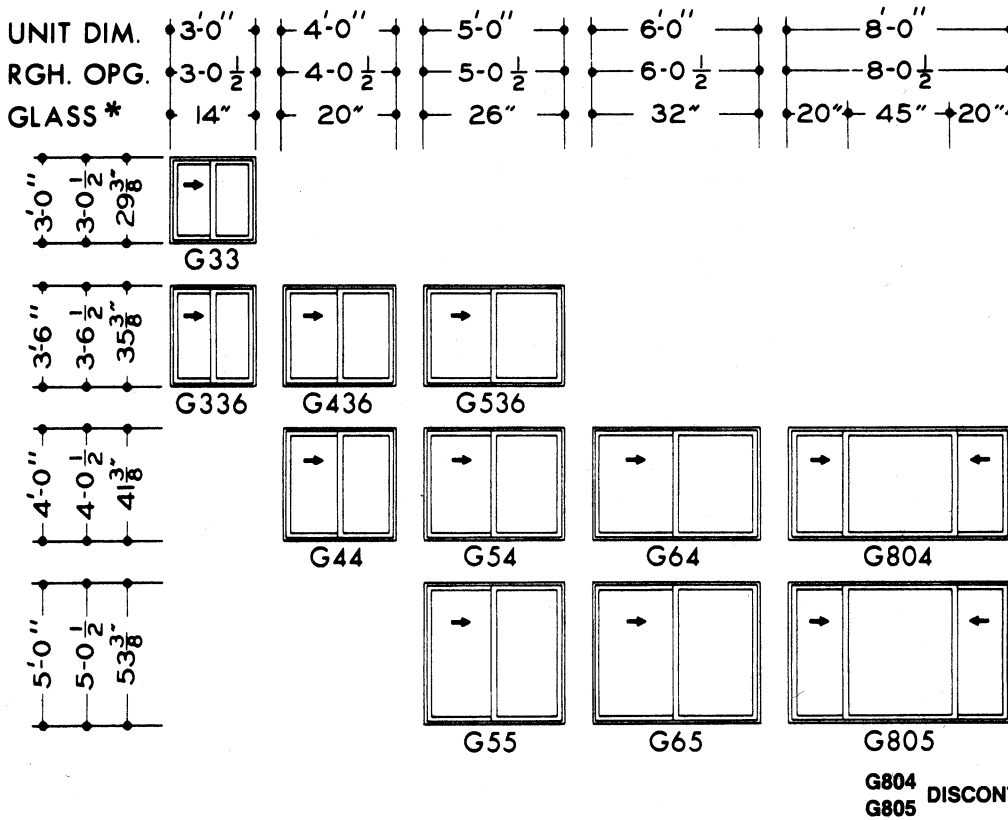
Unit Size Chart

Note:

Note:

Unit Dim. refers to overall outside-to-outside frame. Glass refers to unobstructed, visible glass dimensions. Arrows indicate operation of left hand sash with right-hand stationary. Picture windows have left and right venting flanking sash. All venting indicated as viewed from the exterior.

See [Measuring Visible Glass Video](#).



Perma-Shield® Gliding Window Unit Sizes

Unit viewed from exterior.

Perma-Shield® Gliding Windows (1971 to 1992)

Standard Units

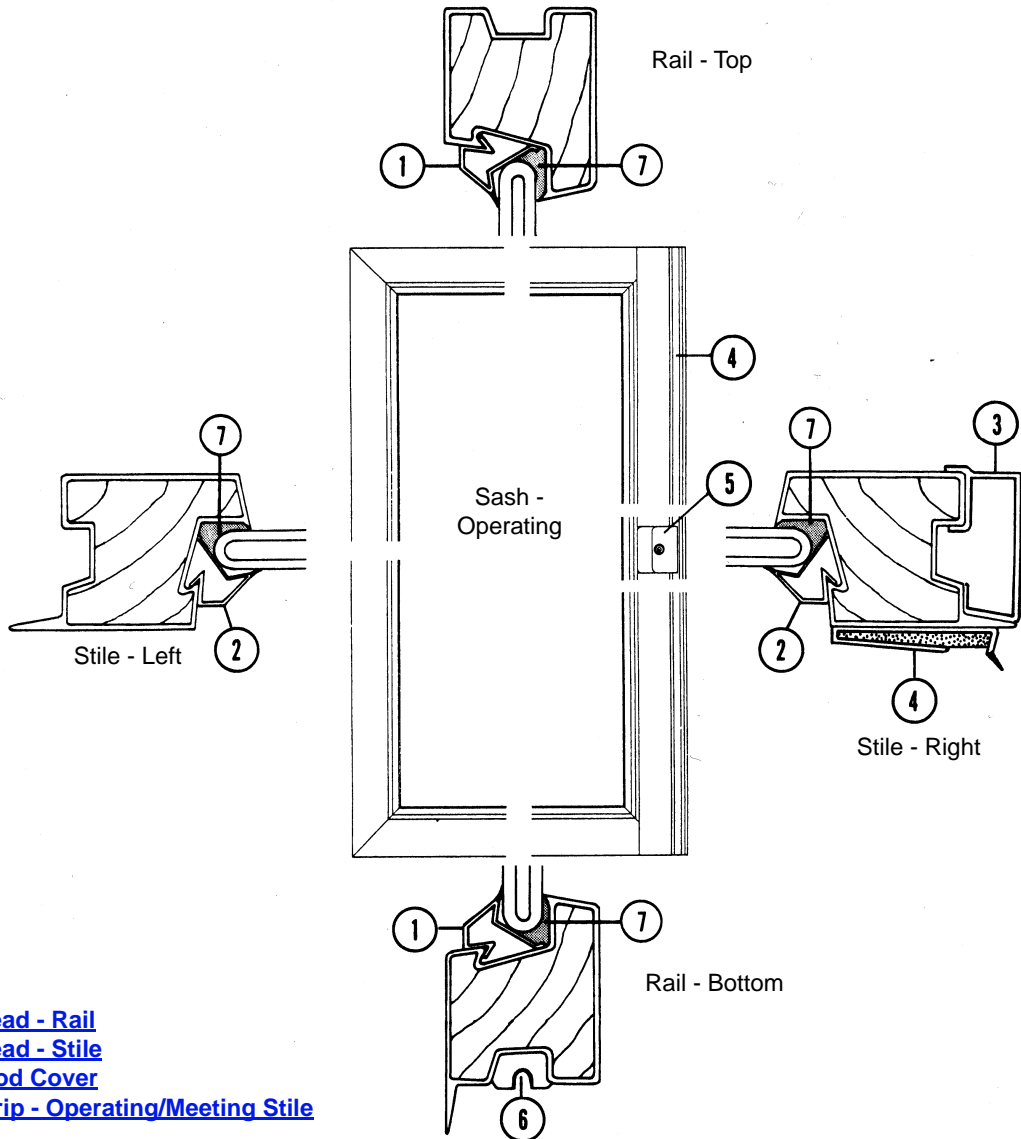
Sash

Size Table			
Unit No.	Overall Sash (w x h)	Unobstructed Glass (w x h)	Actual Glass (w x h)
G33	17 1/2 × 32 7/8	14 × 29 3/8	14 3/4 × 30 3/16
G336	17 1/2 × 38 7/8	14 × 35 3/8	14 3/4 × 36 3/16
G436	23 1/2 × 38 7/8	20 × 35 3/8	20 3/4 × 36 3/16
G44	23 1/2 × 44 7/8	20 × 41 3/8	20 3/4 × 42 3/16
G536	29 1/2 × 38 7/8	26 × 35 3/8	26 3/4 × 36 3/16
G54	29 1/2 × 44 7/8	26 × 41 3/8	26 3/4 × 42 3/16
G55	29 1/2 × 56 7/8	26 × 53 3/8	26 3/4 × 54 3/16
G64	35 1/2 × 44 7/8	32 × 41 3/8	32 3/4 × 42 3/16
G65	35 1/2 × 56 7/8	32 × 53 3/8	32 3/4 × 54 3/16
G804	23 1/2 × 44 7/8 48 1/2 × 44 7/8 23 1/2 × 44 7/8	20 × 41 3/8 45 × 41 3/8 20 × 41 3/8	20 3/4 × 42 3/16 45 3/4 × 42 3/16 20 3/4 × 42 3/16
G805	23 1/2 × 56 7/8 48 1/2 × 56 7/8 23 1/2 × 56 7/8	20 × 53 3/8 45 × 53 3/8 20 × 53 3/8	20 3/4 × 54 3/16 45 3/4 × 54 3/16 20 3/4 × 54 3/16

Sash

Sash Assembly Illustration- Operating

Sash - Operating



- 1. [Glazing Bead - Rail](#)
- 2. [Glazing Bead - Stile](#)
- 3. [Locking Rod Cover](#)
- 4. [Weatherstrip - Operating/Meeting Stile](#)
- 5. Interlock
- 6. [Bottom Rail Glide](#)
- 7. Silicone or Butyl Glazing

Perma-Shield® Gliding Window Operating Sash

Perma-Shield® Gliding Windows (1971 to 1992)

Standard Units

Sash

Sash - Operating

Note:

Locking hardware is applied to replacement operating sash.

Sash - Operating / Dual Pane

	Unit No.	White	
	G33-L	1721204	
	G336-L	1721208	
	G436-L	1721212	
	G44-L	1721220	
	G536-L	1721216	
	G54-L	1721224	
	G55-L	1721228	
	G64-L	1721232	
	G65-L	1721236	
	Handing	Left	Right
G804		1721220	1721140
G805		1721250	1721150

Sash - Operating / High Altitude Dual Pane

Note:

High Altitude Dual Pane Operating Sash are available. Order by description.

Sash Parts - Operating

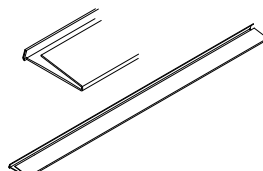
Locking Rod Cover Ref. No. 3 [page 6](#)

	Unit No.	White
	G3	N/A
	G36	1723604
	G4-LH/RH	1723606
	G5-LH/RH	1723610

Weatherstrip - Operating / Meeting Stile Ref. No. 4 [page 6](#)

Note:

Weatherstrip is adhered with vinyl-to-vinyl adhesive, sold below. See [Replacement Video](#).

	Unit No.	White	
	G3-L	1760704	
	G36-L	1760708	
		Left	Right
	G4-LH/RH	1760712	1760716
G5-LH/RH	1760720	1760724	

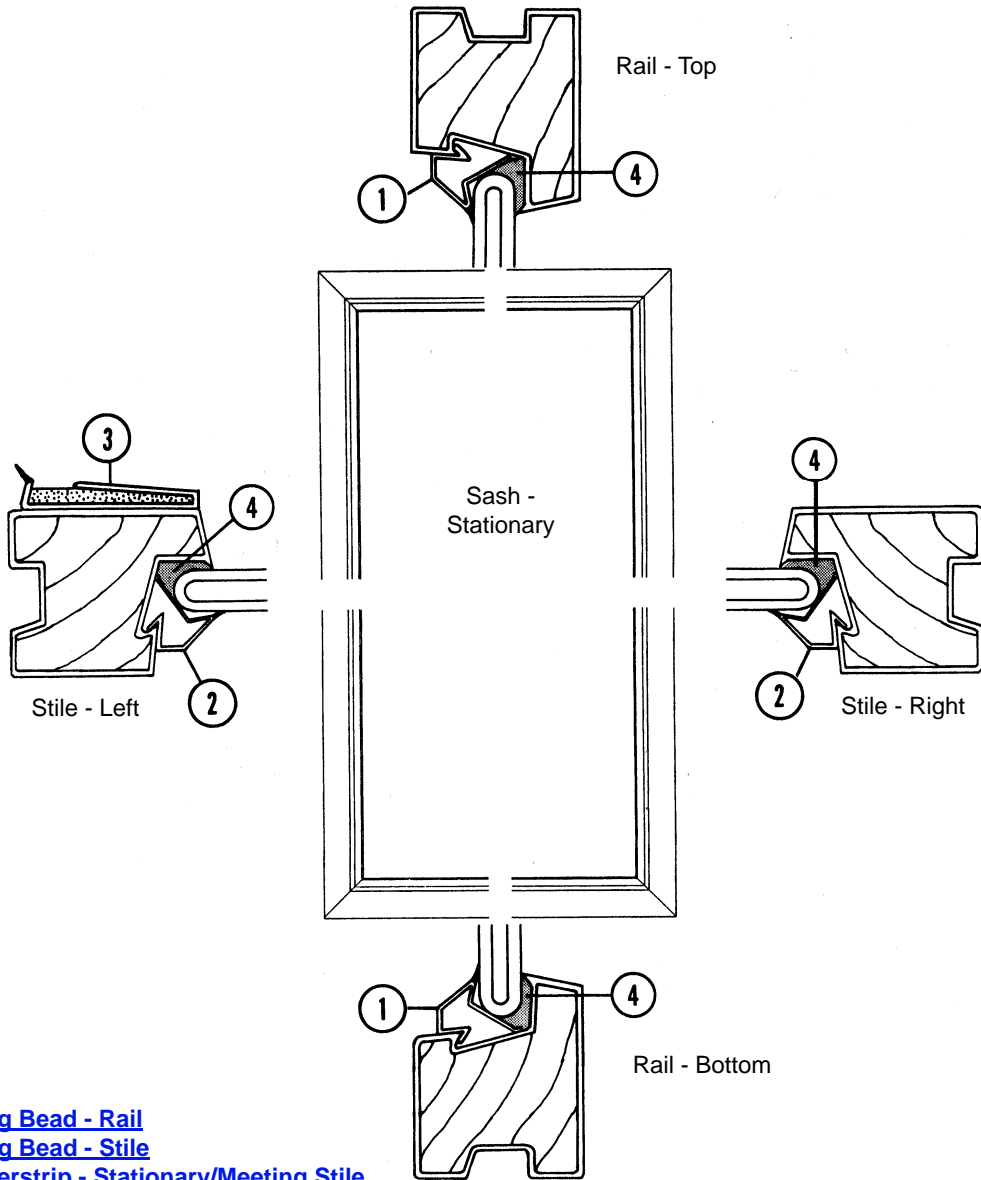
Adhesive - Vinyl-to-Vinyl

	Size	Clear
	2 ounce	1357007
	1 pint	1357012

Sash

Sash Illustration - Stationary

Sash - Stationary



- 1. [Glazing Bead - Rail](#)
- 2. [Glazing Bead - Stile](#)
- 3. [Weatherstrip - Stationary/Meeting Stile](#)
- 4. Silicone or Butyl Glazing

Perma-Shield® Gliding Window Stationary Sash

Sash

Sash - Stationary		
Sash - Stationary / Dual Pane		
	Unit No.	White
	G33-S	1720204
	G336-S	1720208
	G436-S	1720212
	G44-S	1720220
	G536-S	1720216
	G54-S	1720224
	G55-S	1720228
	G64-S	1720232
	G65-S	1720236
	G804-S	1720240
	G805-S	1720250

Sash - Stationary / High Altitude Dual Pane
<p>Note: High Altitude Dual Pane Stationary Sash are available. Order by description.</p>

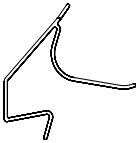
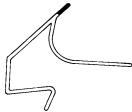
Sash Parts - Stationary

Weatherstrip - Stationary / Meeting Stile Ref. No. 3 page 8		
<p>Note: Weatherstrip is adhered with vinyl-to-vinyl adhesive, sold below. See Replacement Video.</p>		
<p>Note: Weatherstrip is adhered with vinyl-to-vinyl adhesive, which is sold separately.</p>	Unit No.	White
	G3	1760604
	G36	1760608
	G4	1760612
	G5	1760616

Adhesive - Vinyl-to-Vinyl		
	Size	Clear
	2 ounce	1357007
	1 pint	1357012

Sash

Glazing Beads

Glazing Bead - Dual Pane / Rail (1971 to 1992)				
		Unit No.	Dimensions	White
		G3	14 ²⁹ / ₃₂ " X ³ / ₈ "	1760904
		G4	20 ²⁹ / ₃₂ " X ³ / ₈ "	1760908
		G5	26 ²⁹ / ₃₂ " X ³ / ₈ "	1760912
		G6	32 ²⁹ / ₃₂ " X ³ / ₈ "	1760920
Glazing Bead - Dual Pane / Stile (1971 to 1992)				
		Unit No.	Dimensions	White
		G3	29 ¹⁵ / ₁₆ " X ³ / ₈ "	1761004
		G36	35 ¹⁵ / ₁₆ " X ³ / ₈ "	1761008
		G4	41 ¹⁵ / ₁₆ " X ³ / ₈ "	1761012
		G5	53 ¹⁵ / ₁₆ " X ³ / ₈ "	1761016
Glazing Bead - Dual Strength Weld / Rail (1971 to 1982)				
	Note: Picture windows only.	Unit No.	Dimensions	White
		G6	32 ²⁹ / ₃₂ " X ⁷ / ₁₆ "	N/A
		G8	45 ²⁹ / ₃₂ " X ⁷ / ₁₆ "	
Glazing Bead - Dual Strength Weld / Stile (1971 to 1982)				
	Note: Picture windows only.	Unit No.	Dimensions	White
		G4	41 ¹⁵ / ₁₆ " X ⁷ / ₁₆ "	N/A
		G5	53 ¹⁵ / ₁₆ " X ⁷ / ₁₆ "	

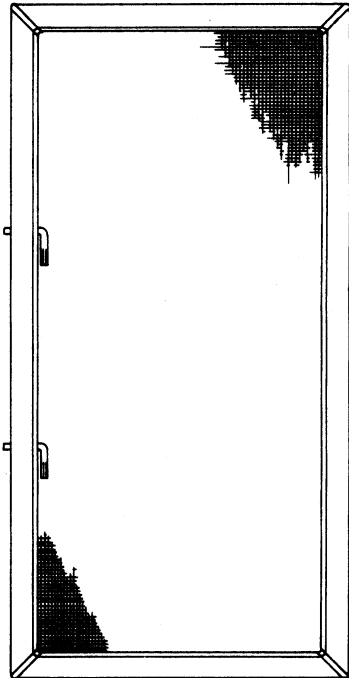
Insect Screens

Insect Screen


Insect Screen Graphic

Note:

1971 - 1996 vintage screens are not available.



1971 - 1996 (Not Available)



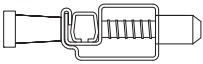
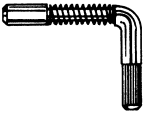
1997 - Present

Perma-Shield® Gliding Window Insect Screen

Insect Screen

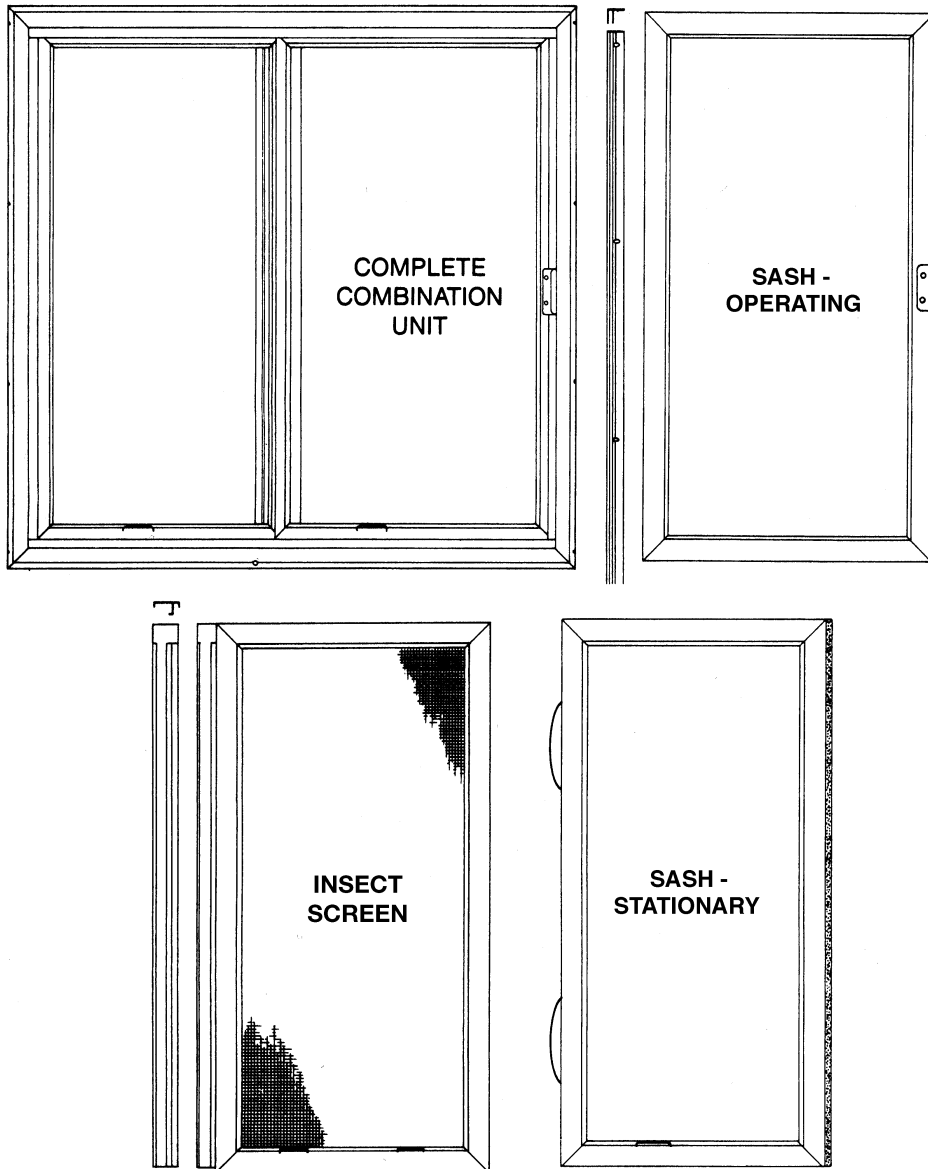
	Unit No.	Dimensions	White
	G33	17 1/8" × 34 1/32"	1703004
	G336	17 1/8" × 40 1/32"	1703008
	G436	23 1/8" × 40 1/32"	1703012
	G44	23 1/8" × 46 1/32"	1703020
	G536	29 1/8" × 40 1/32"	1703016
	G54	29 1/8" × 46 1/32"	1703024
	G55	29 1/8" × 58 1/32"	1703032
	G64	35 1/8" × 46 1/32"	1703028
	G65	35 1/8" × 58 1/32"	1703036
	G805	23 1/8" × 58 1/32"	1703050

Insect Screens

Insect Screen Parts		
Insect Screen Spring Bolt Plunger (1997 to Present)		
	New Style	Order No. 1760053
Insect Screen Spring Bolt Plunger (1971 to 1996)		
Note: Replace with current (1997 to Present) insect screen assembly.		
	Old Style	Order No. N/A

Combination Units

Combination Unit Illustration



Perma-Shield® Gliding Combination Window

Unit viewed from interior.

Combination Units

Complete Window - Combination Unit			
Complete Window - Combination Unit			
Unit No.	White	Unit No.	White
G33	1703104	G55	1703132
G336	1703108	G64	1703128
G436	1703112	G65	1703136
G44	1703120	G804	1703140
G536	1703116	G805	1703150
G54	1703124		

Operating Panel - Combination Unit					
Operating Panel - Combination Unit					
Unit No.	Dimensions (w x h)	White	Unit No.	Dimensions (w x h)	White
G33	17 1/8" x 31 17/32"	By description	G55	29 1/8" x 55 17/32"	By description
G336	17 1/8" x 37 17/32"	By description	G64	35 1/8" x 43 17/32"	By description
G436	23 1/8" x 37 17/32"	By description	G65	35 1/8" x 55 17/32"	By description
G44	23 1/8" x 43 17/32"	By description	G804	23 1/8" x 43 17/32"	By description
G536	29 1/8" x 37 17/32"	By description	G805	23 1/8" x 55 17/32"	By description
G54	29 1/8" x 43 17/32"	By description			

Stationary Panel - Combination Unit					
Stationary Panel - Combination Unit					
Unit No.	Dimensions (w x h)	White	Unit No.	Dimensions (w x h)	White
G33	15 1/8" x 31 21/32"	By description	G55	27 1/8" x 55 21/32"	By description
G336	15 1/8" x 37 21/32"	By description	G64	33 1/8" x 43 21/32"	By description
G436	21 1/8" x 37 21/32"	By description	G65	33 1/8" x 55 21/32"	By description
G44	21 1/8" x 43 21/32"	By description	G804	46 1/2" x 43 21/32"	By description
G536	27 1/8" x 37 21/32"	By description	G805	46 1/2" x 55 21/32"	By description
G54	27 1/8" x 43 21/32"	By description			

Insect Screen Set - Combination Unit					
Insect Screen Set - Combination Unit					
Unit No.	Dimensions (w x h)	White	Unit No.	Dimensions (w x h)	White
G33	16 3/16" x 31 21/32"	By description	G55	28 3/16" x 55 21/32"	By description
G336	16 3/16" x 37 21/32"	By description	G64	34 3/16" x 43 21/32"	By description
G436	22 3/16" x 37 21/32"	By description	G65	34 3/16" x 55 21/32"	By description
G44	22 3/16" x 43 21/32"	By description	G804	21 29/32" x 43 21/32"	By description
G536	28 3/16" x 37 21/32"	By description	G805	21 29/32" x 55 21/32"	By description
G54	28 3/16" x 43 21/32"	By description			

Perma-Shield® Gliding Windows (1971 to 1992)

Standard Units


Hardware

Lock Parts

Locking Rod Sets

Note:

Previous vintage sash locks are no longer available. Use current vintage locking rod set and sash lock housing for replacement. See [Replacement Video](#).



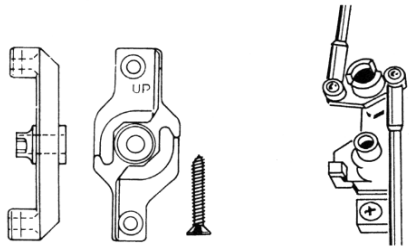
Unit No.	Length	Order No.
G3	16 5/8"	1750004
G36	19 5/8"	1750008
G4	22 5/8"	1750012
G5	28 5/8"	1750016

Locking Rod Spring



Order No.
1723506

Sash Lock Housing with Screws



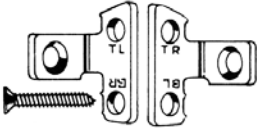
Current

Non-current


Left	Right
1760004	1760008

Hardware

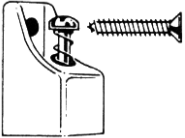
Hardware Parts

Rod Guide with Screws			
		Bottom Left/ Top Right	Bottom Right/ Top Left
		1723502	1723504


Handle Ref. [page 3](#)

		Left	Right
		1760012	1760016

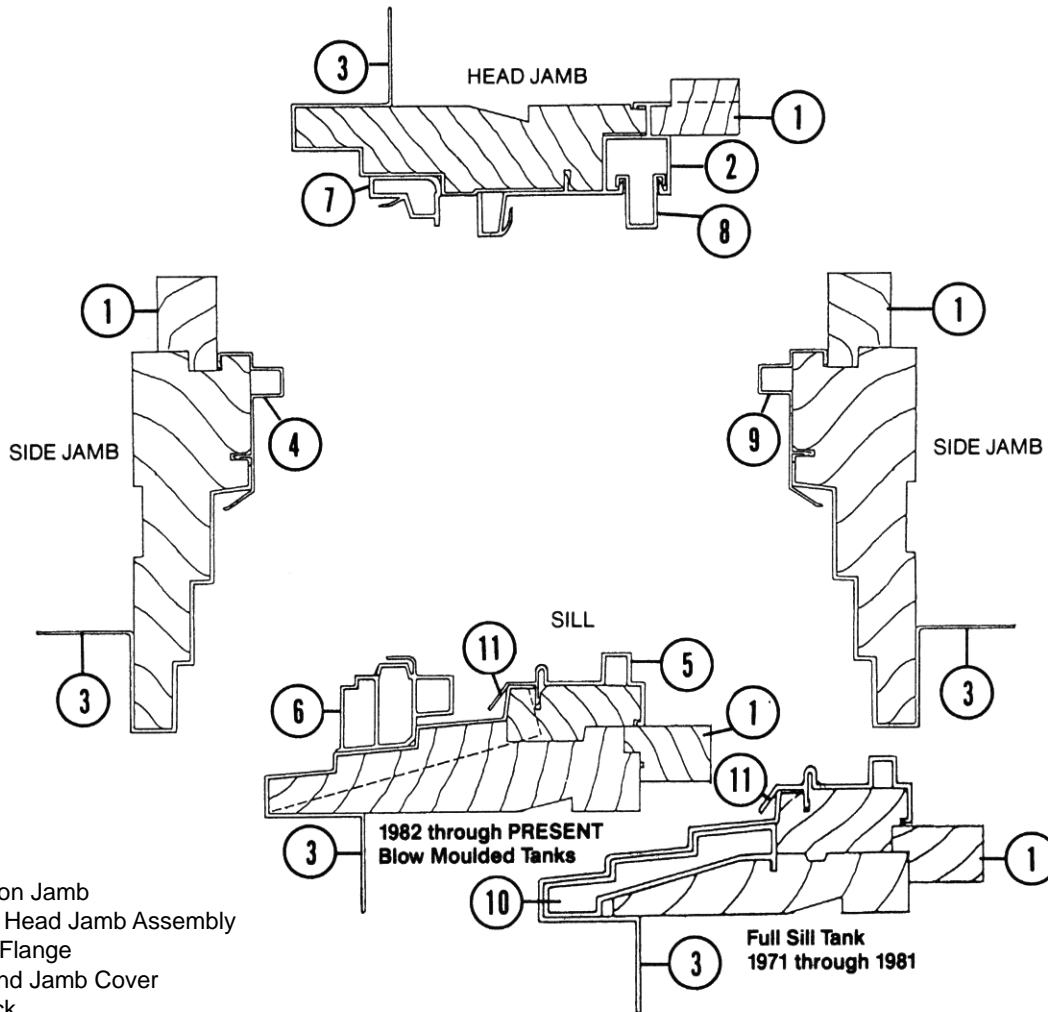
Stationary Sash Bracket - Head and Sill

		Order No.
		1760040

Bottom Rail Glide Ref. No. 6 [page 6](#)

		Order No.
		1760032

Complete Frame Assembly



- 1. Extension Jamb
- 2. Cover - Head Jamb Assembly
- 3. Nailing Flange
- 4. Left Hand Jamb Cover
- 5. Sill Track
- 6. Bottom Rail Filler
- 7. Stationary Head Guide
- 8. Stop - Moveable Head
- 9. Right Hand Jamb Cover
- 10. Sill Tank 1971 - 1981
- 11. Weatherstrip

Perma-Shield® Gliding Window Frame Assembly

Frames

Complete Frames

Complete Frames

Note:

Complete frames are no longer available.