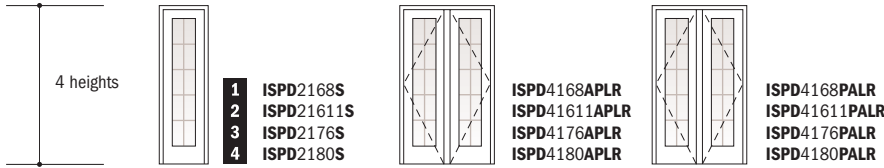


HINGED INSWING PATIO DOORS

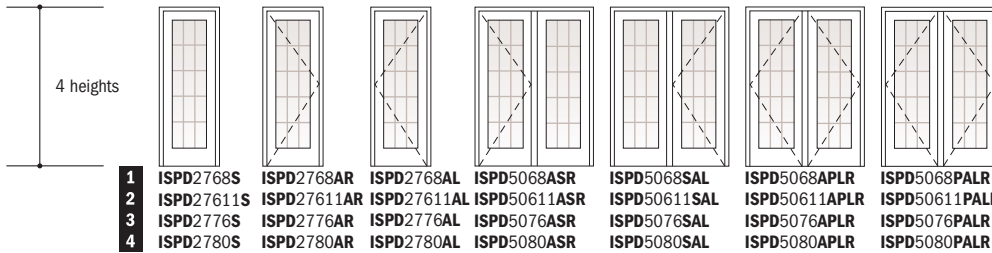
Table of Hinged Inswing Patio Door Sizes

Scale 1/8" = 1'-0" (1:96)

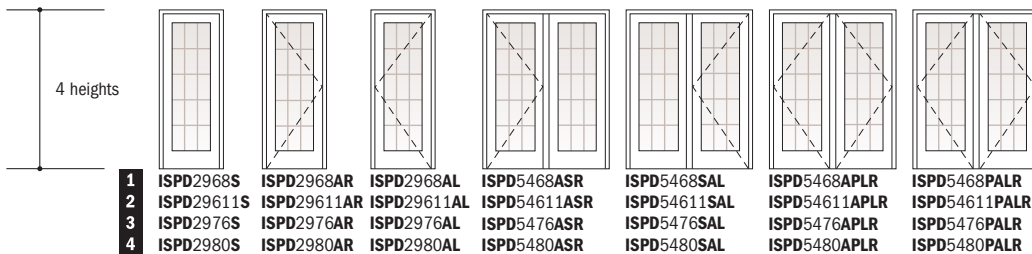
Door Dimension	2'-0 1/2" (620)	4'-0" (1219)	4'-0" (1219)	
Minimum Rough Opening	2'-1" (634)	4'-1" (1242)	4'-1" (1242)	Stationary (S) doors can be used as an individual unit or as a sidelight.
Unobstructed Glass (single panel only)	13 1/4" (336)	13 1/4" (336)	13 1/4" (336)	



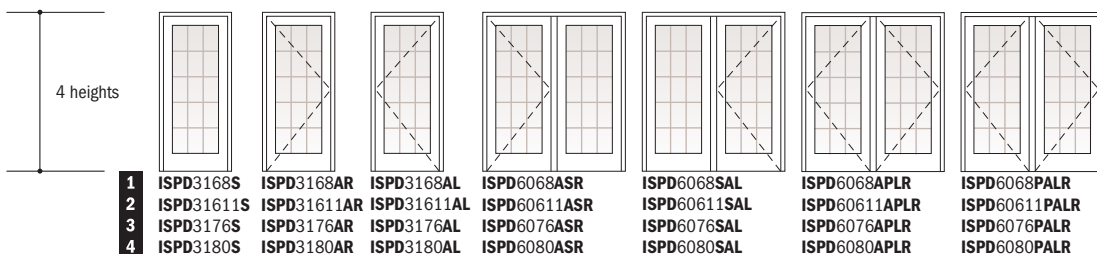
Door Dimension	2'-6 1/8" (765)	2'-6 1/8" (765)	2'-6 1/8" (765)	4'-11 1/4" (1504)	4'-11 1/4" (1504)	4'-11 1/4" (1504)	4'-11 1/4" (1504)
Minimum Rough Opening	2'-7" (787)	2'-7" (787)	2'-7" (787)	5'-0" (1524)	5'-0" (1524)	5'-0" (1524)	5'-0" (1524)
Unobstructed Glass (single panel only)	18 7/8" (479)	18 7/8" (479)	18 7/8" (479)	18 7/8" (479)	18 7/8" (479)	18 7/8" (479)	18 7/8" (479)



Door Dimension	2'-8 1/8" (816)	2'-8 1/8" (816)	2'-8 1/8" (816)	5'-3 1/4" (1607)	5'-3 1/4" (1607)	5'-3 1/4" (1607)	5'-3 1/4" (1607)
Minimum Rough Opening	2'-9" (838)	2'-9" (838)	2'-9" (838)	5'-4" (1626)	5'-4" (1626)	5'-4" (1626)	5'-4" (1626)
Unobstructed Glass (single panel only)	20 7/8" (530)	20 7/8" (530)	20 7/8" (530)	20 7/8" (530)	20 7/8" (530)	20 7/8" (530)	20 7/8" (530)

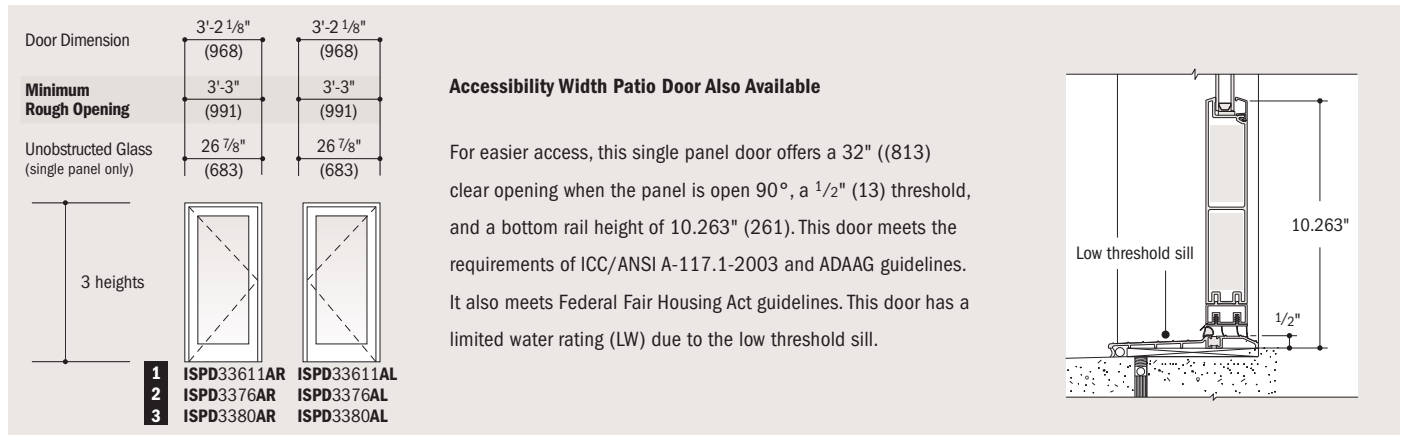
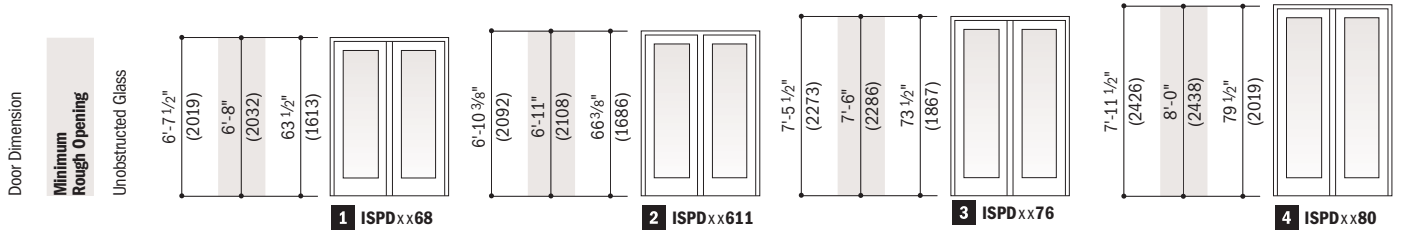


Door Dimension	3'-0 1/8" (918)	3'-0 1/8" (918)	3'-0 1/8" (918)	5'-11 1/4" (1810)	5'-11 1/4" (1810)	5'-11 1/4" (1810)	5'-11 1/4" (1810)
Minimum Rough Opening	3'-1" (940)	3'-1" (940)	3'-1" (940)	6'-0" (1829)	6'-0" (1829)	6'-0" (1829)	6'-0" (1829)
Unobstructed Glass (single panel only)	24 7/8" (632)	24 7/8" (632)	24 7/8" (632)	24 7/8" (632)	24 7/8" (632)	24 7/8" (632)	24 7/8" (632)



- "Door Dimension" always refers to outside frame to frame dimension.
- "Minimum Rough Opening" dimensions may need to be increased to allow for use of building wraps, flashing, sill panning, brackets, fasteners or other items.
- Dimensions in parentheses are in millimeters.

Four Patio Door Heights



- "Door Dimension" always refers to outside frame to frame dimension.
- "Minimum Rough Opening" dimensions may need to be increased to allow for use of building wraps, flashing, sill panning, brackets, fasteners or other items.
- Dimensions in parentheses are in millimeters.

Order Designation Description

Viewed from the exterior.

