



CLEAN LINES, MODERN STYLE


Modern finishes and large glass panels allow you to create a stylish transition between indoors and out with Heritage hinged patio doors. These patio doors are available in a variety of configurations to make a statement or beautifully frame a view.

KEY FEATURES

- Fits openings up to 50' wide and 10' tall¹
- Panel widths 28" to 60" wide and 47 ½" to 116 ½" tall (47" to 117" for flush sill options)²
- Rated for air, water and structural performance³
- Thermally controlled option is available for increased performance with clad wood panels only
- Available with all standard Andersen glass options including triple-pane glass
- Aluminum framed bottom gliding insect screens available featuring 2 ¾" even sight lines and synthetic rollers
- Exterior keyed lock available

FINISH OPTIONS

Painted

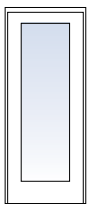


Custom colors available, contact your Andersen supplier for details.

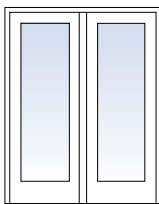
Anodized⁴



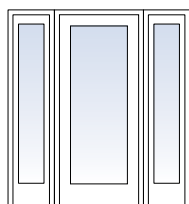
CONFIGURATIONS



Single Panel



Two-Panel



Single Panel with Sidelights

¹Not rated. Check with your local and federal officials to determine if product meets accessibility codes. ²Class II anodized finish.

HERITAGE® HINGED PATIO DOOR

HARDWARE



OPTIONS & ACCESSORIES

GLASS OPTIONS

SmartSun™ (366)

Thermal control similar to tinted glass, but with the visible light transmittance similar to Low-E glass.

Low-E with HeatLock® Coating (i89)

Applied to the room-side surface, it reflects heat back into the home and improves U-Factor values.

Low-E (272)

Outstanding overall performance for climates where both heating and cooling costs are a concern.

Clear Dual-Pane

High visibility with basic thermal performance.

ADDITIONAL GLASS OPTIONS

Tempered safety glass standard on doors.

Laminated glass for added strength, enhanced security and sound control.

Patterned glass to let in light while obscuring vision (pattern shown below).



Obscure

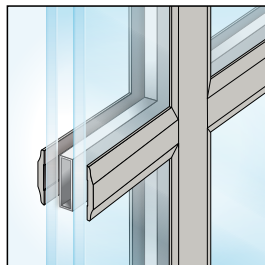
Other glass types are available, contact your Andersen supplier.

GRILLE OPTIONS

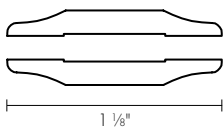
Full Divided Light (Modern Divided Light)

Permanently applied grilles on the interior and exterior of your window with a spacer between the glass.

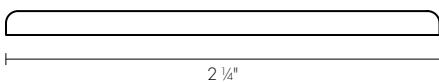
Choose from a contoured or contemporary profile.



Contoured




Contemporary



Finelight™ Grilles-Between-the-Glass

Aluminum grilles conveniently placed between the glass, making cleaning the glass easy inside and out.

Available in a contoured profile only.



Contoured

